

# 2023 Racial Equity Analysis



# Racial Equity Analysis

## Background:

- NC Balance of State has published a Racial Equity Assessment annually since 2019
- HUD has encouraged assessments on racial disparities through CoC scoring
- All NC BoS CoC Racial Equity Assessments are posted to the Racial Equity Subcommittee's webpage:

<https://www.ncceh.org/bos/subcommittees/racialequity/>



# 2023 Racial Equity Assessment

This year's Assessment includes data using the following tools:

- Census Bureau American Community Survey
- Point in Time Count
- HUD Stella Performance Module

Updates include a multi-year look at results, reviewing trends

- Main assessment reviews 2022
- HUD CoC Tool's year-to-year review includes 2020, 2021 (sheltered only), and unofficial 2023 PIT counts
- HUD's Stella P's year to year review includes FY 22 of the HMIS Longitudinal Assessment Report



# HUD CoC Assessment Tool Results

---

*Who does the CoC serve in comparison to people in NC and people in poverty?*



# HUD CoC Assessment Tool Results

The HUD Tool provides information about racial distributions of people living in poverty and of people experiencing homelessness by race, ethnicity, age, and Veteran status.

## HUD Definitions Used in the Tool:

- Race Categories: White, Black, Native American/Alaskan, Asian/Pacific Islander, and Other/Multi-Racial
- Ethnic Categories: Hispanic and Non-Hispanic
- Families: A household with at least one adult and one child
- Unaccompanied Youth: Youth under age 25



# HUD CoC Assessment Tool Results

	White	Black	Native American/ Alaskan	Asian/ Pacific Islander	Other/ Multi-Racial
Total Population	70%	19%	2%	2%	8%
% of People Experiencing Poverty	53%	31%	3%	1%	12%
% of People in Families Experiencing Poverty	49%	34%	3%	1%	12%
Total Homeless Population	56%	37%	2%	1%	4%
Sheltered Homeless	51%	42%	2%	1%	4%
% of Everyone Experiencing Sheltered Homelessness	51%	42%	2%	1%	4%
% of People in Families Experiencing Sheltered Homelessness	37%	53%	2%	1%	6%
Unsheltered Homeless	64%	27%	3%	1%	5%
% of Everyone Experiencing Unsheltered Homelessness	64%	27%	3%	1%	5%
% of People in Families Experiencing Unsheltered Homelessness	33%	59%	1%	0%	8%



# HUD CoC Assessment Tool Results

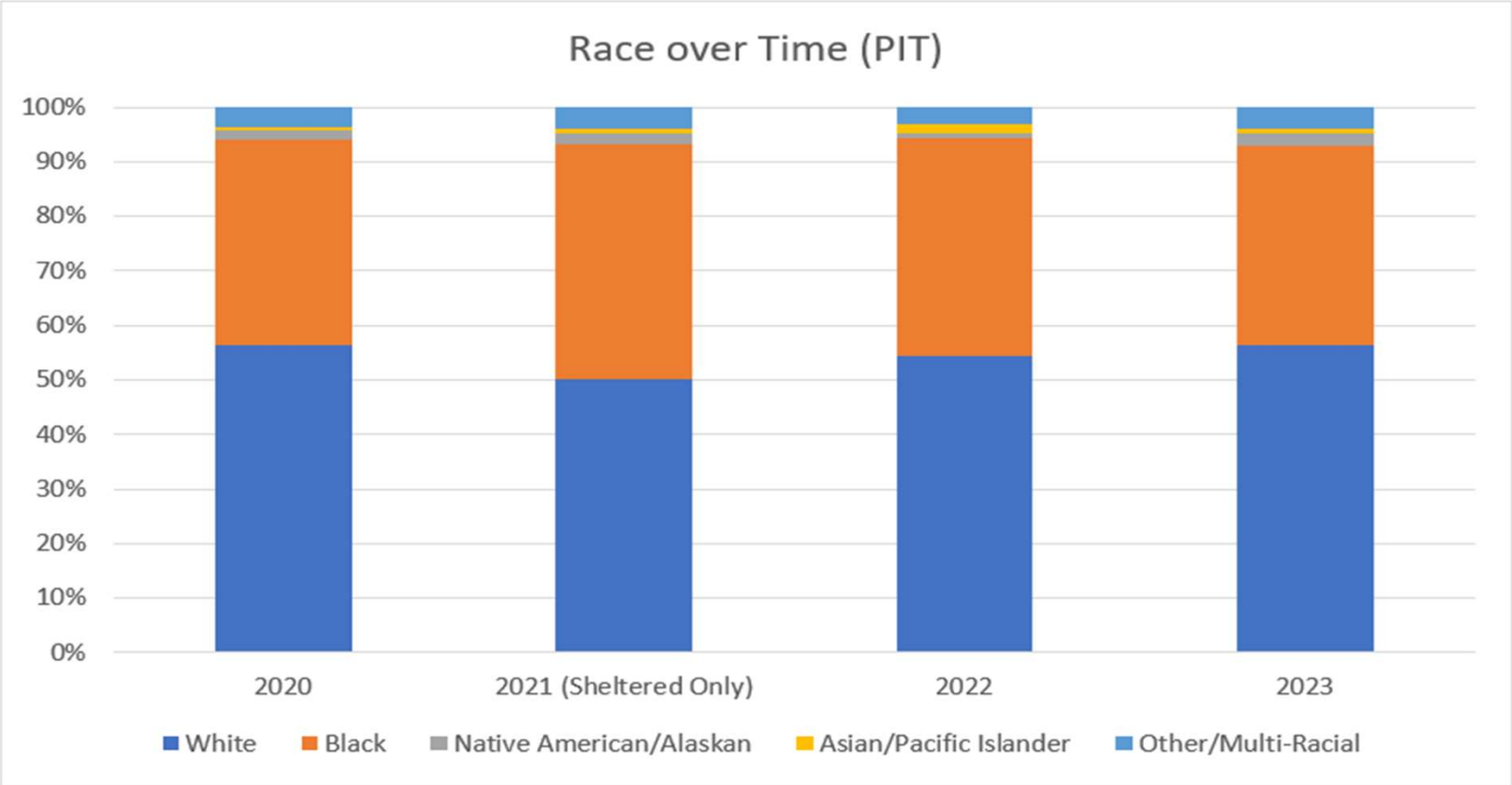
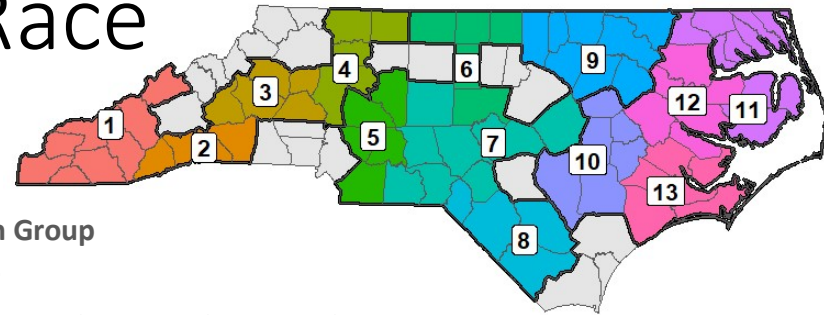


Table 9: NC Balance of State CoC Populations: PIT Count of Race 2020-2023

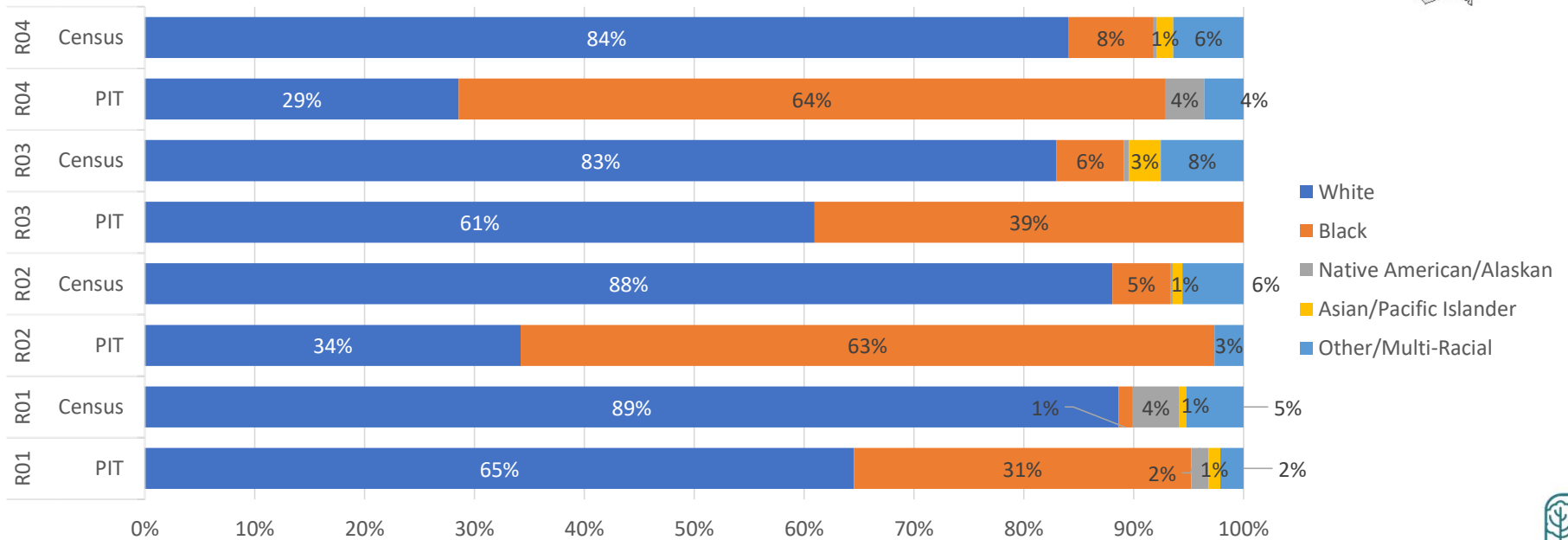


# Balance of State Makeup – Race

By Region, US Census Bureau 2021



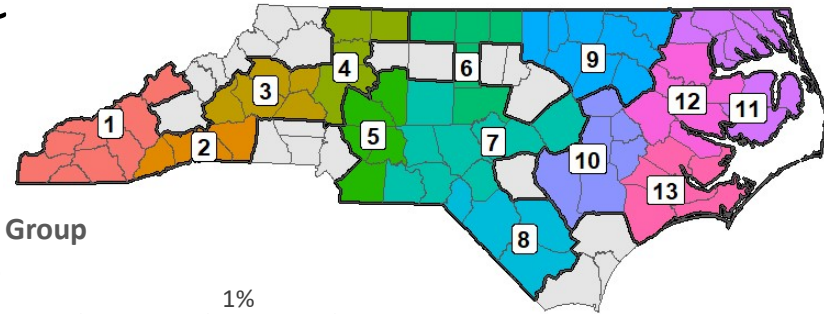
Baseline Ethnicity for Western Region Group  
Source: 2023 PIT, 2021 Census



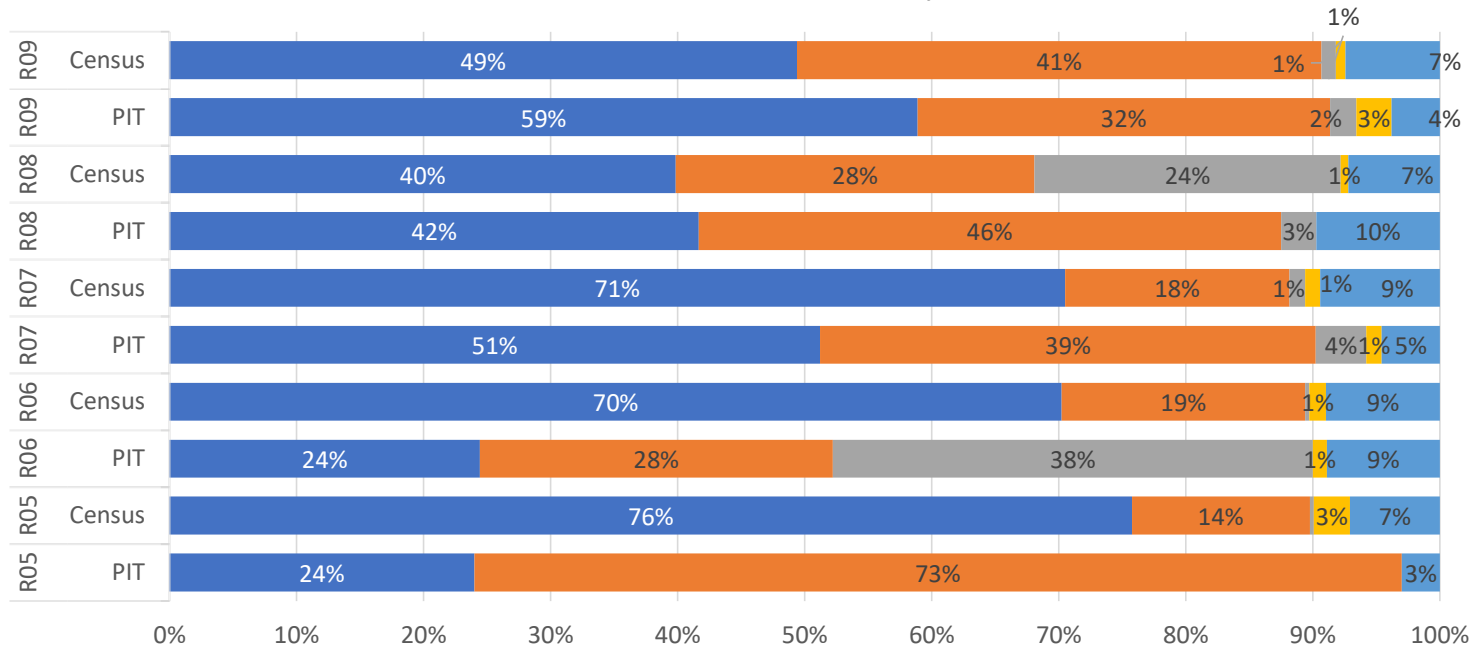


# NC Balance of State CoC – Race

By Region, US Census Bureau 2021 & Point-in-Time (PIT) Count 2023



Baseline Ethnicity for Central Region Group  
Source: 2023 PIT, 2021 Census



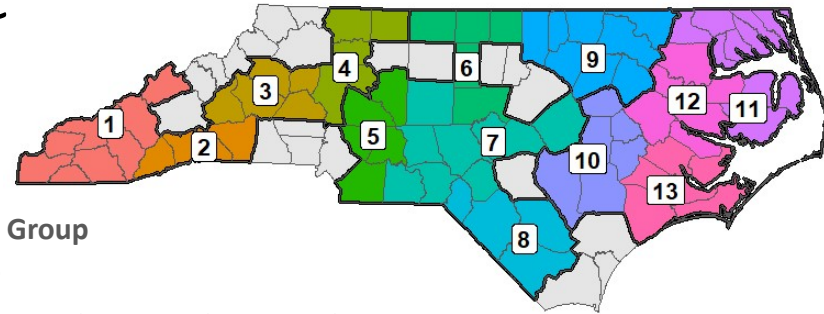
- White
- Black
- Native American/Alaskan
- Asian/Pacific Islander
- Other/Multi-Racial



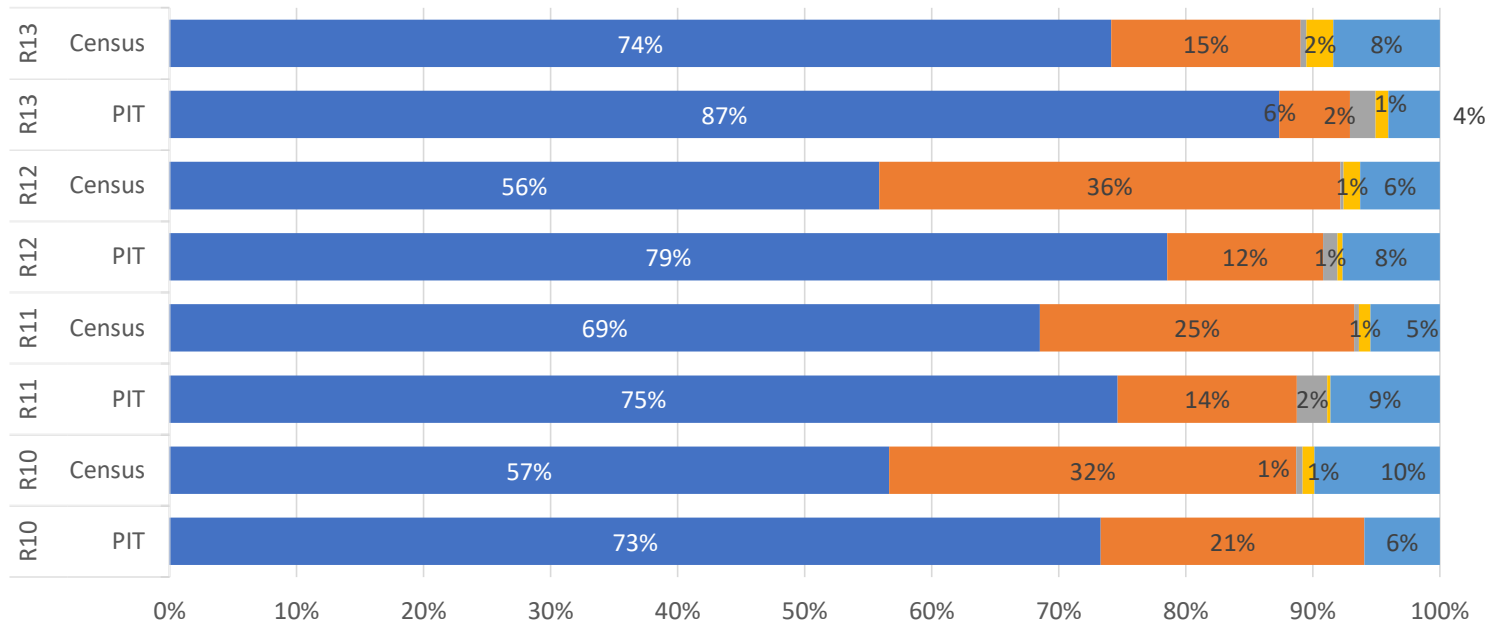
NCCEH

# NC Balance of State CoC – Race

By Region, US Census Bureau 2021 & Point-in-Time (PIT) Count 2023



Baseline Ethnicity for Eastern Region Group  
Source: 2023 PIT, 2021 Census



- White
- Black
- Native American/Alaskan
- Asian/Pacific Islander
- Other/Multi-Racial



## Slide 10

---

**AC0**

[@Tim Bender] The data on this slide says that the Census has more black folks than the PIT count, counter to all other evidence of Racial Disparities. Please check the source tables to confirm the census vs pit numbers. Were they accidentally switched?

Andrea Carey, 2023-08-01T12:22:11.432

# HUD CoC Assessment Tool Results

	Hispanic	Non-Hispanic
Total Population	9%	91%
% of People Experiencing Poverty	15%	85%
% of People in Families Experiencing Poverty	17%	83%
Total Homeless Population	6%	94%
Sheltered Homeless Population	7%	93%
% of People in Families Experiencing Sheltered Homelessness	12%	88%
Unsheltered Homeless Population	4%	96%
% of People in Families Experiencing Unsheltered Homelessness	6%	94%



# HUD CoC Assessment Tool Results

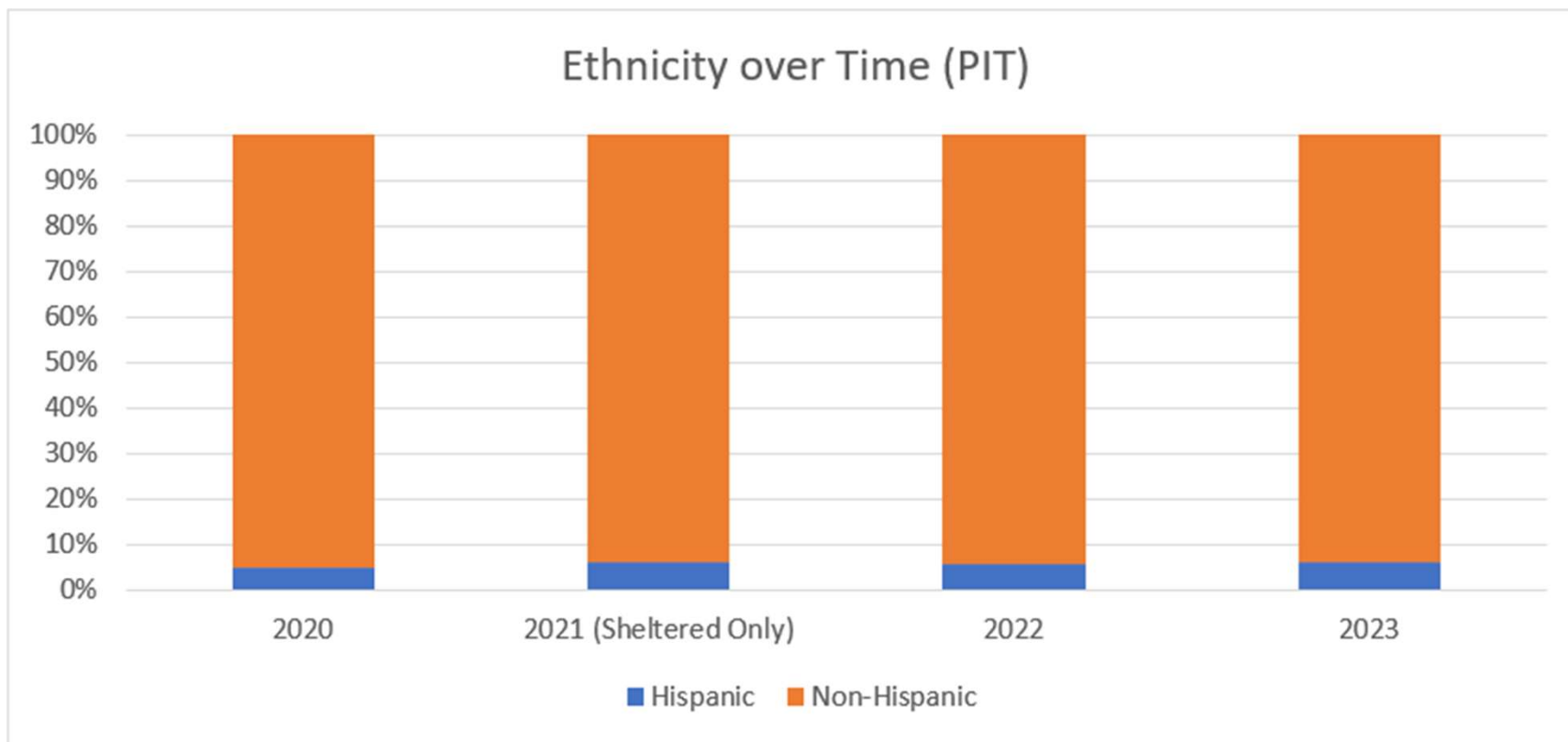
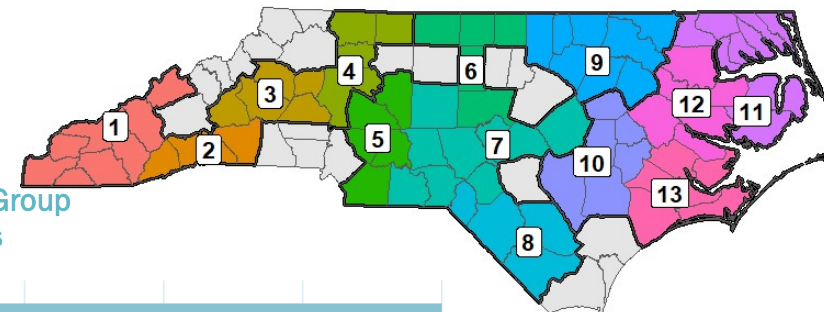


Table 10: NC Balance of State CoC Populations: PIT Count of Ethnicity 2020-2023

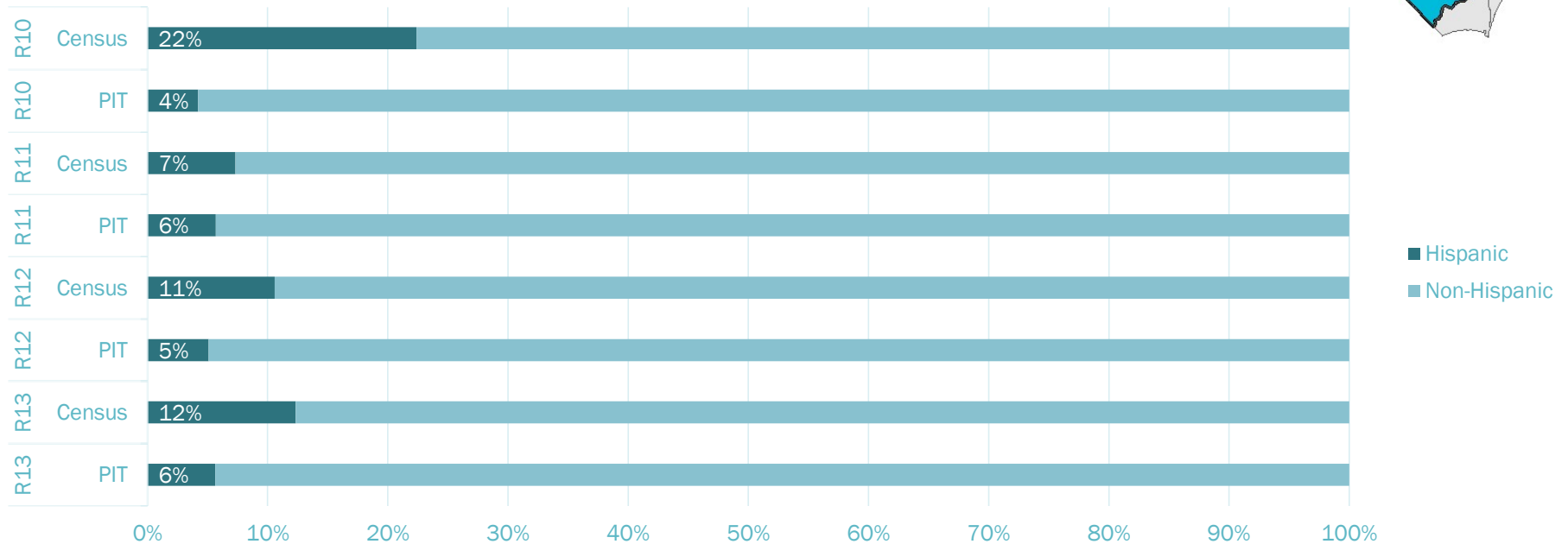


# Balance of State Makeup – Ethnicity

## By Region, US Census Bureau 2021



Baseline Ethnicity for Easter Region Group  
 Source: 2023 PIT, 2021 Census



## Slide 13

---

**AC0** Rotate Region label to be horizontal (or let's look at that formatting at least)

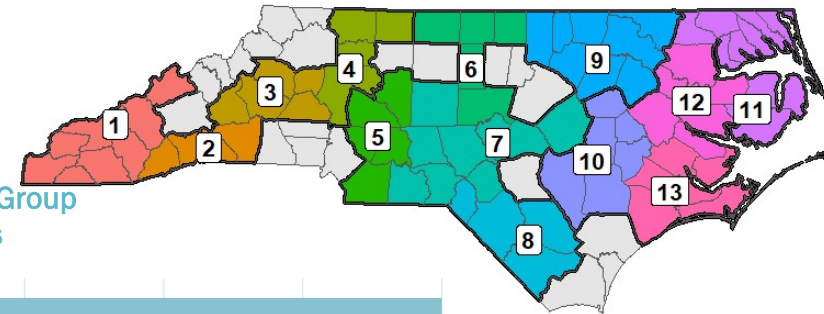
Andrea Carey, 2023-07-12T12:50:42.292

**TB0 0** [@Andrea Carey] no way to rotate in excel. Region as secondary axis category is just fixed that way. Took a lot of work to get it to a place where it could be read in that fixed formation

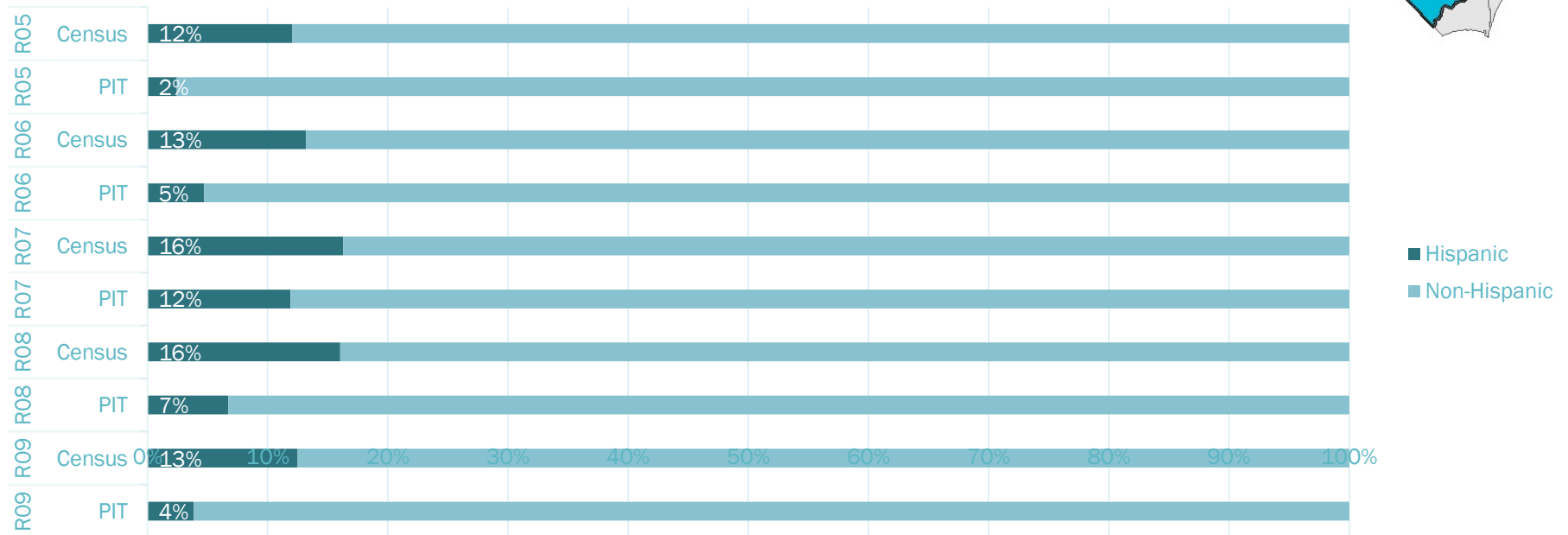
Tim Bender, 2023-07-18T13:00:00.086

# Balance of State Makeup – Ethnicity

By Region, US Census Bureau 2021



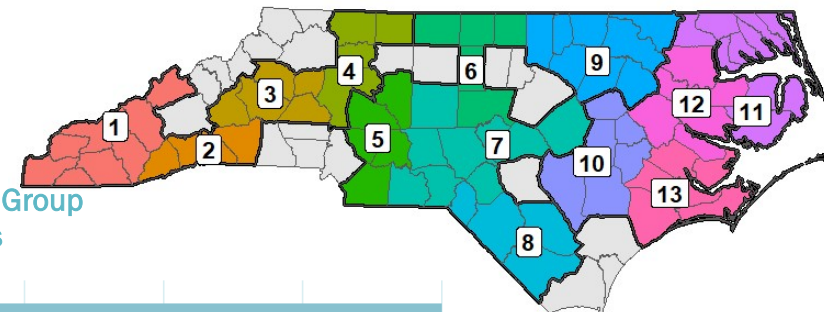
Baseline Ethnicity for Central Region Group  
Source: 2023 PIT, 2021 Census



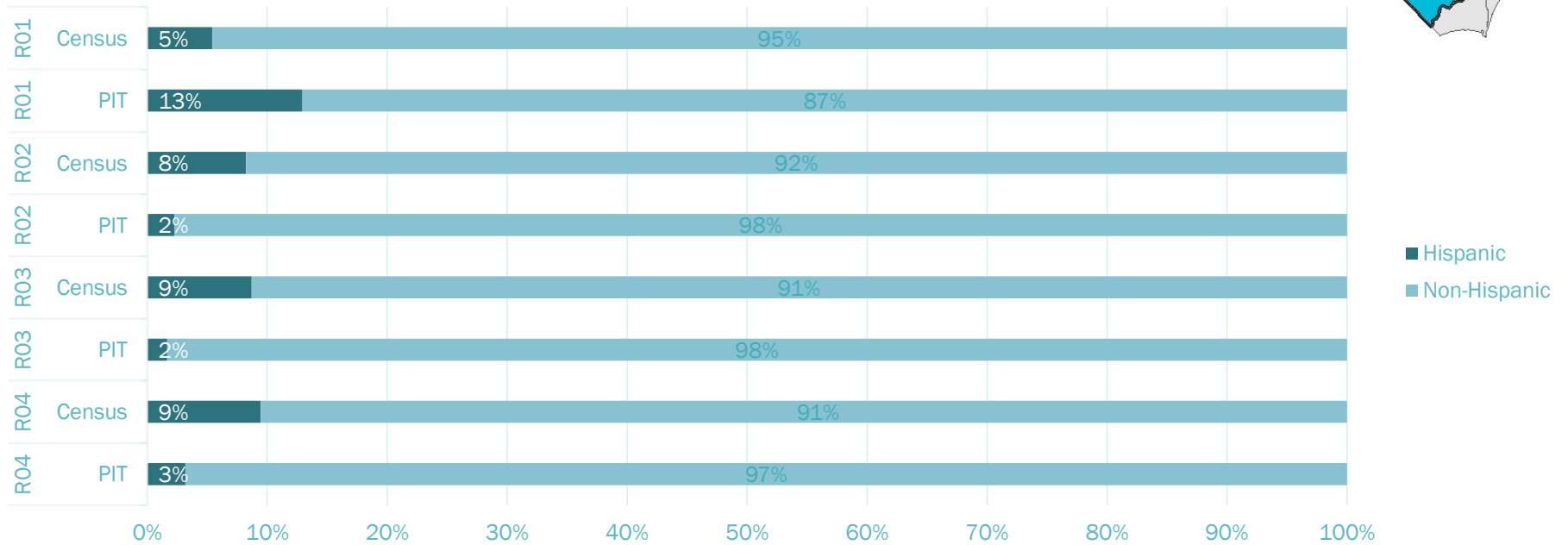


# Balance of State Makeup – Ethnicity

By Region, US Census Bureau 2021



Baseline Ethnicity for Western Region Group  
Source: 2023 PIT, 2021 Census



# HUD Stella P Results

---

*Who accesses temporary and permanent housing?*



# HUD Stella P Results

Focuses on how households flow through the system highlighting exits, returns, and length of time homeless

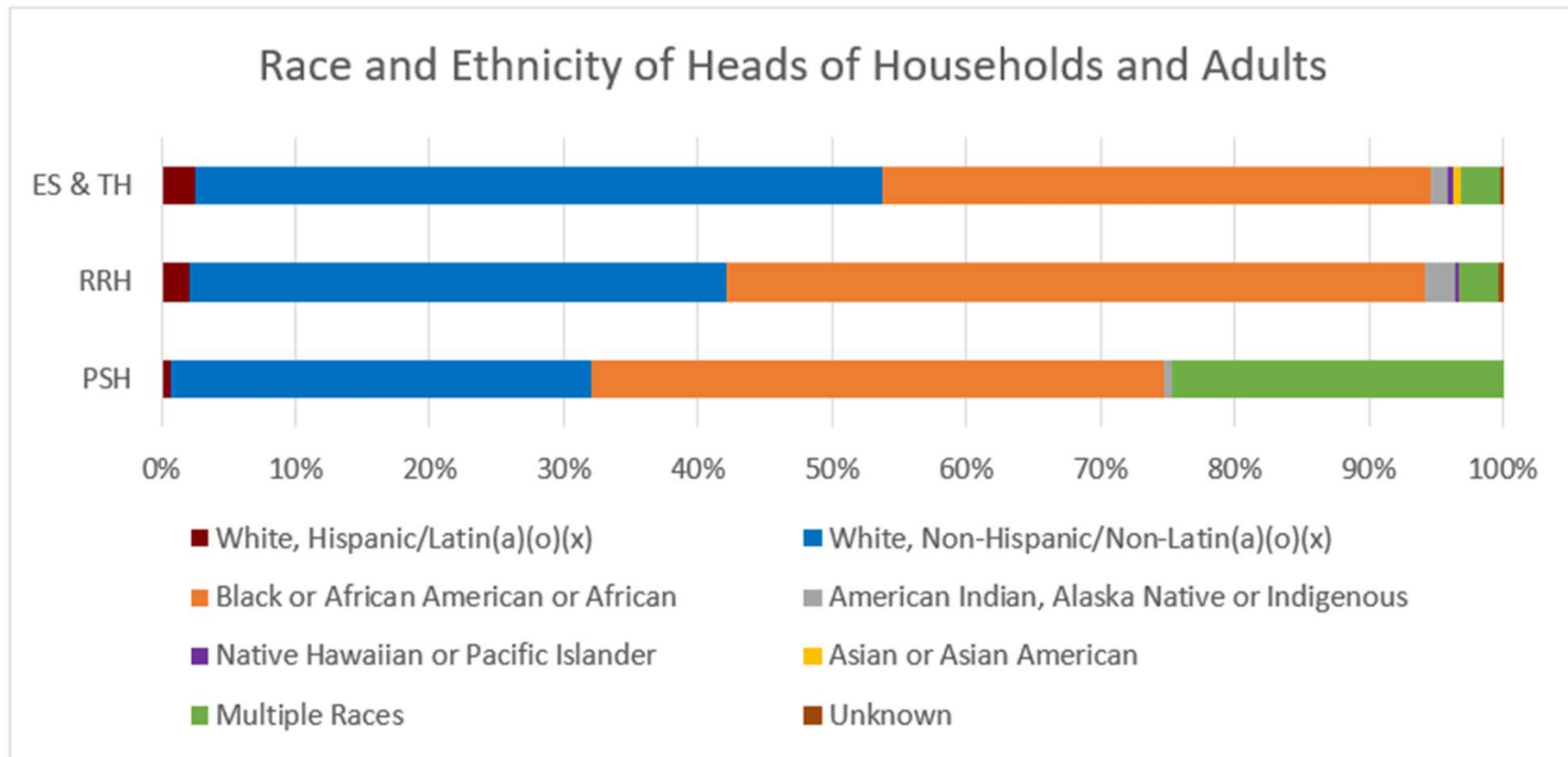
- Longitudinal System Analysis data 10/01/2021 – 09/30/2022 (HMIS)
- the NC BoS CoC has 63% ES, 46% TH, 93% RRH, and 85% PSH bed coverage in HMIS. NC BoS CoC data submitted in 2023

## HUD Definitions Used in the Tool:

- Race Categories: White Non-Hispanic/Latin(a)(o)(x), White Hispanic/Latin(a)(o)(x), Black or African American, Multiple Races, American Indian or Alaska Native or Indigenous, Asian, Native Hawaiian or Pacific Islander
- Ethnicity Categories: Hispanic/Latin(a)(o)(x) and Non-Hispanic/Non- Latin(a)(o)(x)
- Intersectional Categories for everyone except Asian and Native Hawaiian or Pacific Islander



# HUD Stella P Results



# HUD Stella P Results

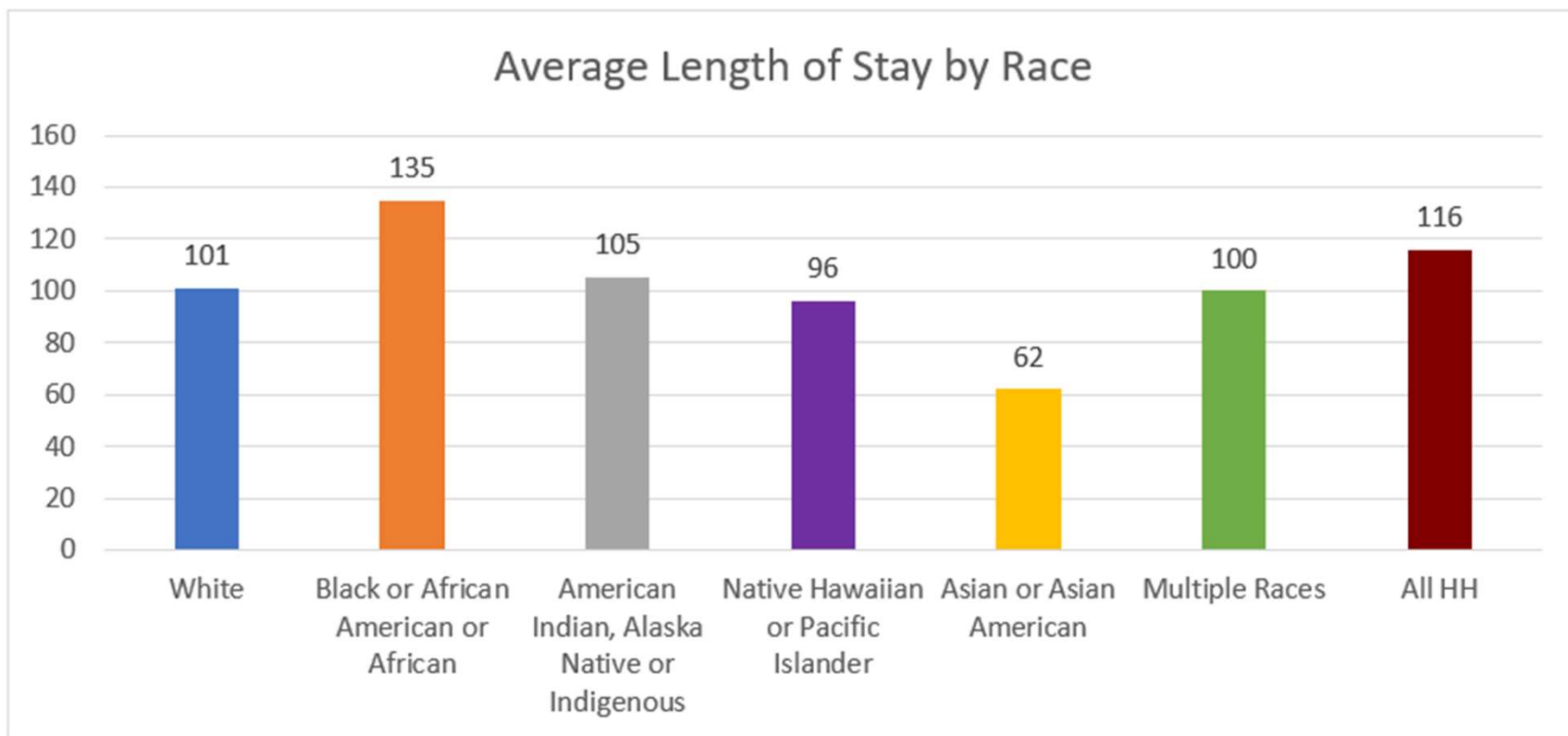
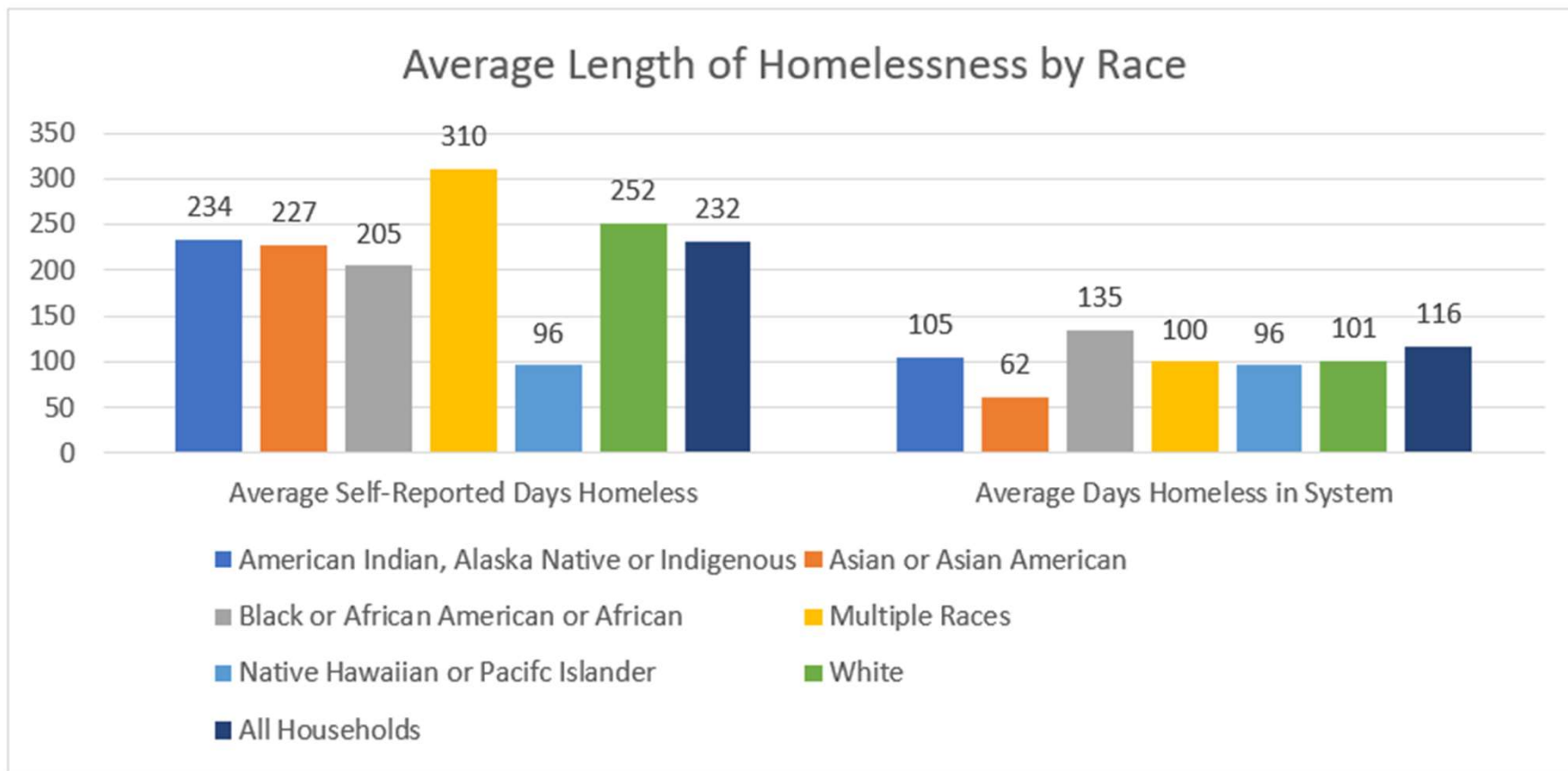


Table 13: NC Balance of State CoC: Average Days Homeless by ES, TH, RRH, PSH Project Stay (Stella P)

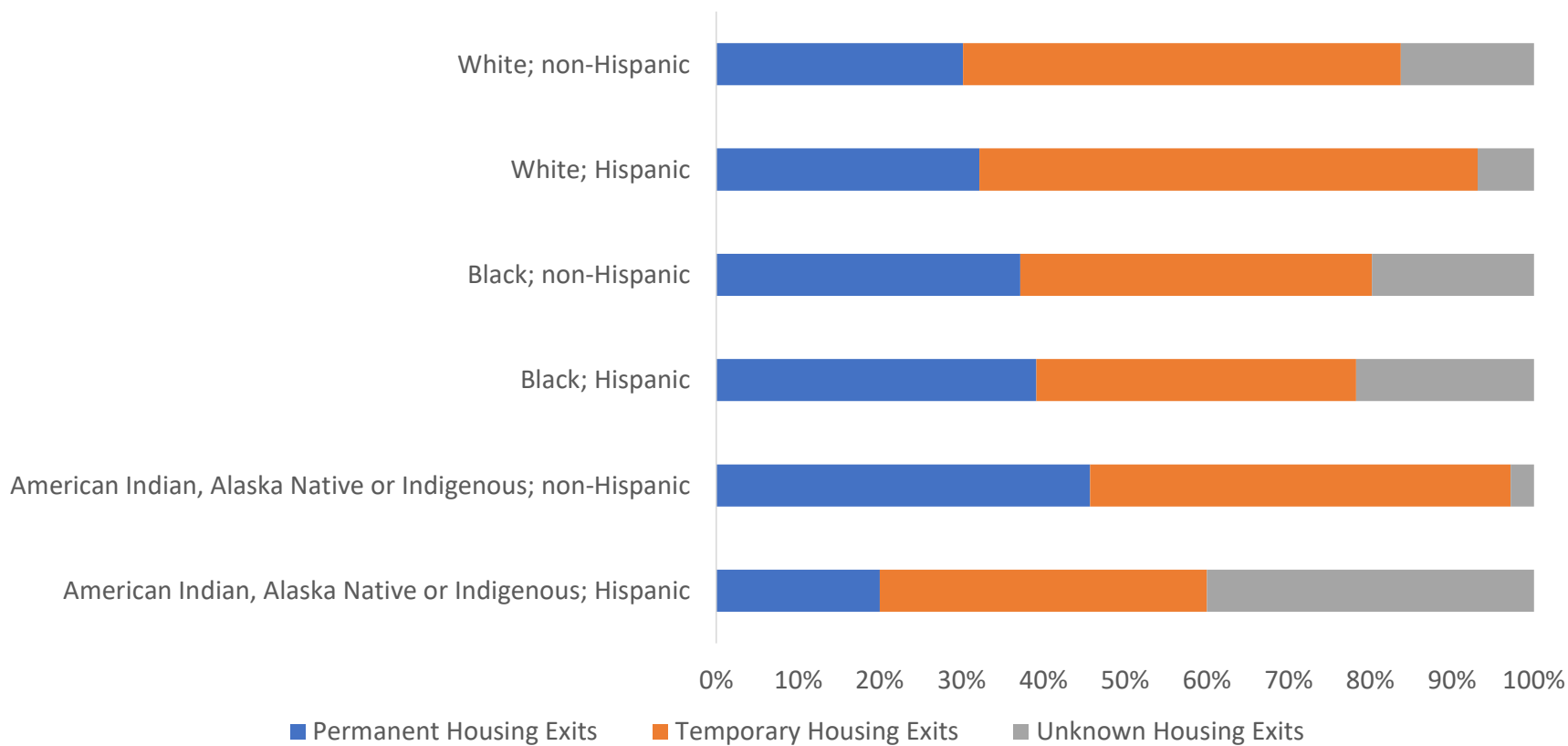


# HUD Stella P Results

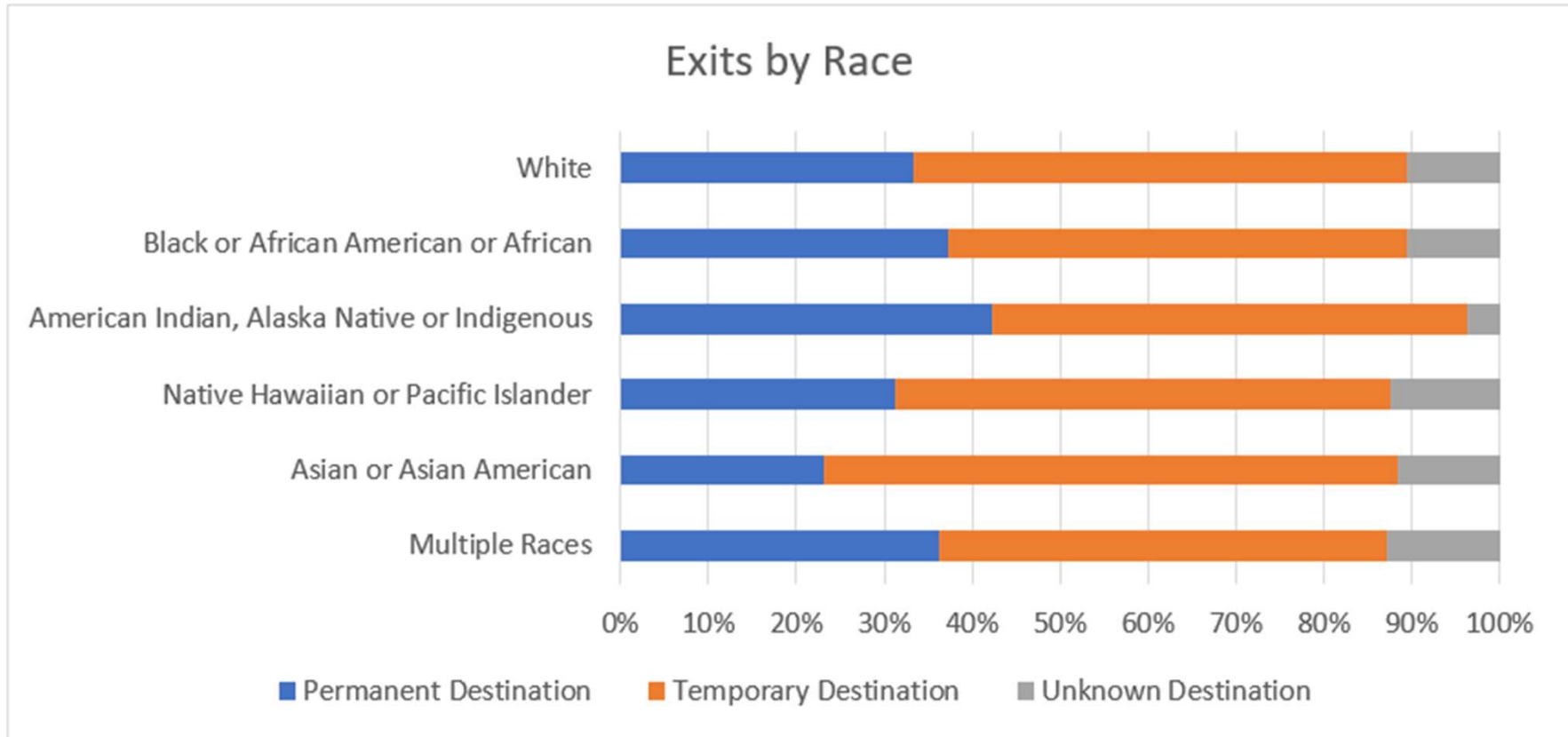


# HUD Stella P Results

Exits By Race and Ethnicity



# HUD Stella P Results





# Next Steps

---



# Strategies and activities

Collaborative and Inclusive Dialogue and Action: The CoC will engage in intentional, potentially difficult conversations and dialogue, identifying areas of action and engaging people with lived experience and historically marginalized populations to lead and be part of governance, subcommittees, and workgroups.

- Improve representation on Steering Committee, subcommittees, and workgroups
- Support the Racial Equity Subcommittee and the Lived Expertise Advisory Council (LEAC)
  - Continue to review policy changes and procedure changes
  - Leverage anti-discrimination policy and written standards to facilitate these discussions.
  - Coordinate joint-action between these two subcommittees
- Host dialogue calls on racial equity that engage CoC
- Foster partnerships for investment in projects serving and led by people of color.



# Strategies and activities

Data Collection and Assessment: Data will be used by the Steering Committee, Racial Equity Subcommittee, Coordinated Entry Council, and Funding and Performance Subcommittee to build strategies to improve racial equity.

- Continue to encourage and support better data quality
- Include age, ethnicity, and gender in the analysis
- Conduct qualitative research to enhance the current assessment to understand the experience of people accessing the system
- Develop additional questions with support from the Equity Initiative's Core Team have already brainstormed avenues:
  - Chronic Homeless rates by race and ethnicity
  - Regional racial and ethnic disparities
  - Prevention/Diversion project enrollment by race and ethnicity
- Develop a more equitable Assessment and Prioritization Tool for Coordinated Entry led by the Core Team from HUD's 2022 Equity Initiative
- Report on system performance measures for the Coordinated Entry System, by race and ethnicity
- Study the demographics of agency staff providing services and compare to the people being served
- Review the Racial Equity Scorecard for effectiveness in funding competitions



# Strategies and activities

Training and Support: The CoC will engage professional staff to provide training and support to set a baseline understanding of racial disparities and equity for stakeholders. The CoC will incorporate learning opportunities for people with lived experience, agency staff, partners and collaborators, and CoC leadership throughout the year.

- Deepen the racial equity questions and checks in funding process scorecards and program monitoring and oversight.
- Share resources on racial equity with CoC stakeholders and offer time to stakeholders for dialogue and questions, especially around analyzing their agency's data.
- Direct providers to expert training sources for support developing more racially equitable practices within agencies and community systems like Coordinated Entry.



# Racial Equity Assessment

Questions? Feedback?

Motion or do we need August's meeting?

