



North Carolina Balance of State Continuum of Care

bos@ncceh.org

919.755.4393

www.ncceh.org/BoS

NC Balance of State CoC Funding and Performance Subcommittee Meeting Minutes 06.20.24

Members Present: Melissa Hewitt, Melissa McKeown, Lynne James, Lori Watts, Bonnie Harper

NCCEH Staff Present: Andrea Carey, Elliot Rhodes, Jenny Simmons, Brian Alexander

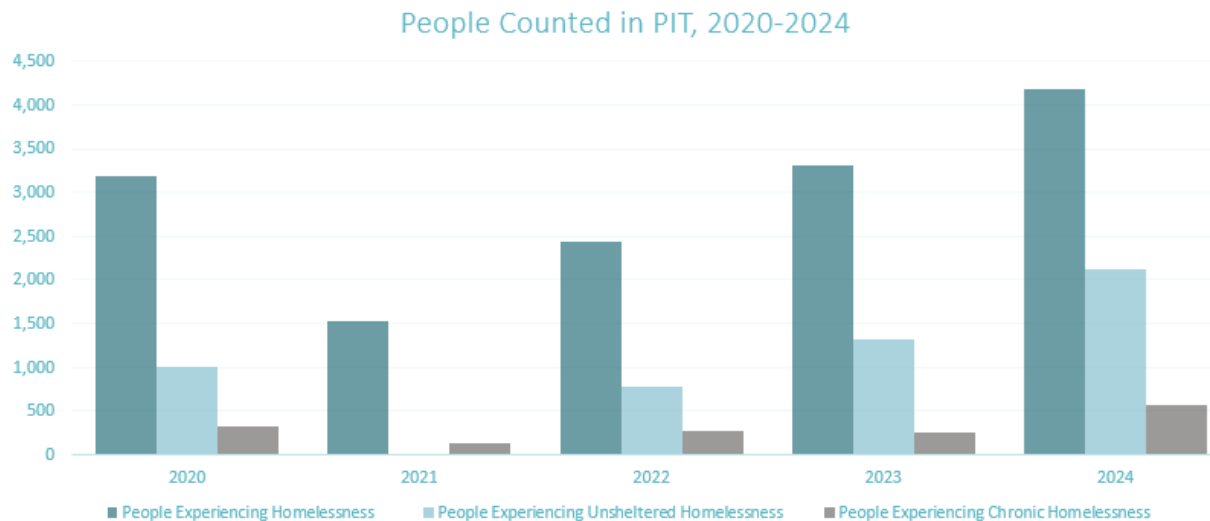
Minutes:

Jenny welcomed members and walked through the meeting agenda.

Andrea gave an overview of the 2024 Point-In-Time and Housing Inventory Count.

- The point-in-time data presented today is the number of people experiencing homelessness on January 31, 2024.
 - All data is posted on the NCCEH website at www.ncceh.org/datacenter/pitdata and is broken down by CoC, region, and county.
 - Any questions about the data or specific requests go to the Data Center (hmis@ncceh.org).
- Andrea showed the most recent trending PIT count data.

What does one day tell us?

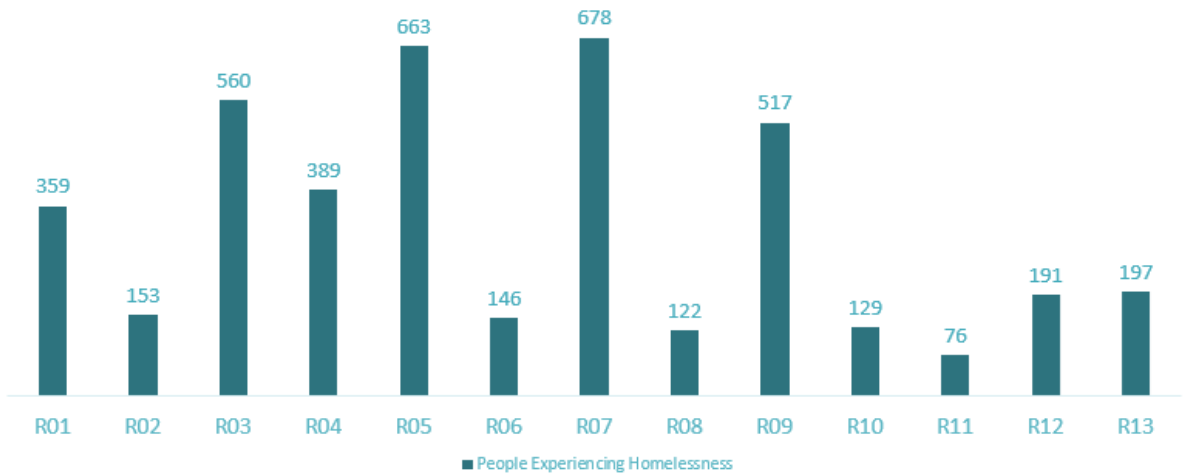


*Unsheltered data was not collected in 2021 due to the pandemic

- Andrea showed the total people-count across the NC BoS CoC by region.

PIT Across the NC Balance of State CoC

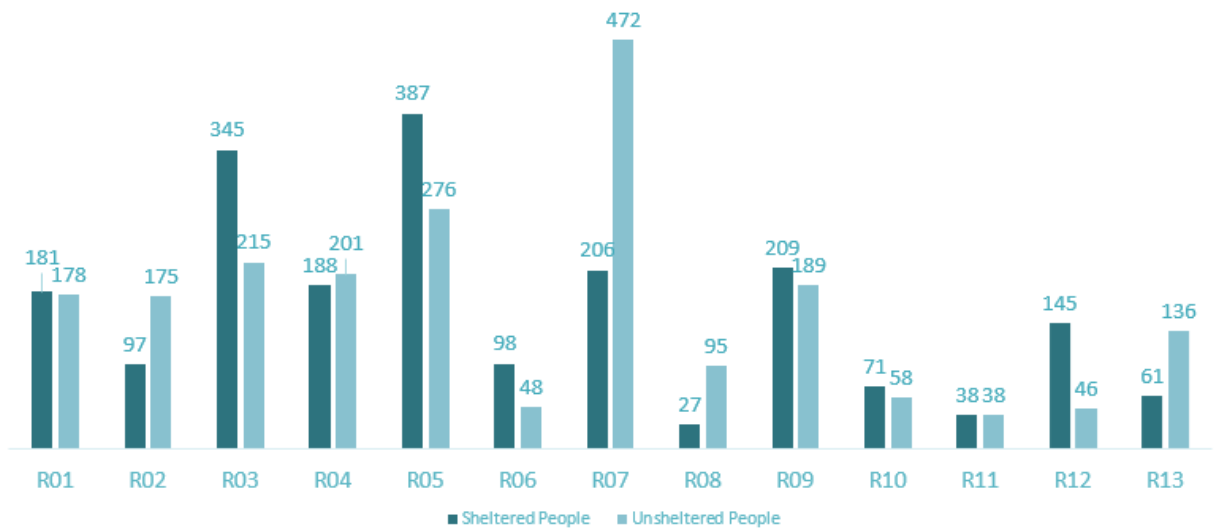
Total People Counted by Region 2024



- Andrea showed the breakdown of people experiencing unsheltered and sheltered homelessness in the NC BoS CoC by region.

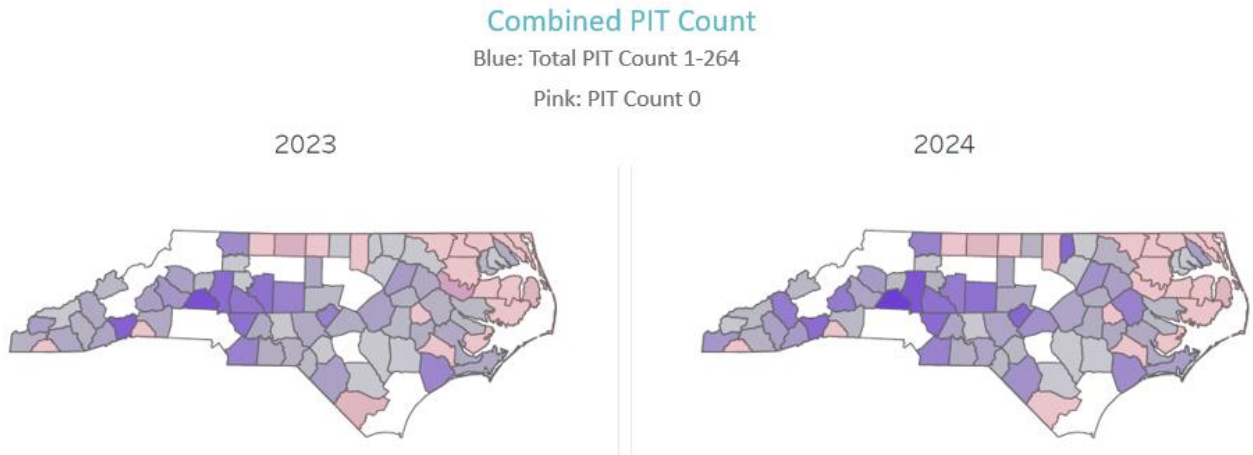
PIT Across the NC Balance of State CoC

Total People Counted by Region 2024



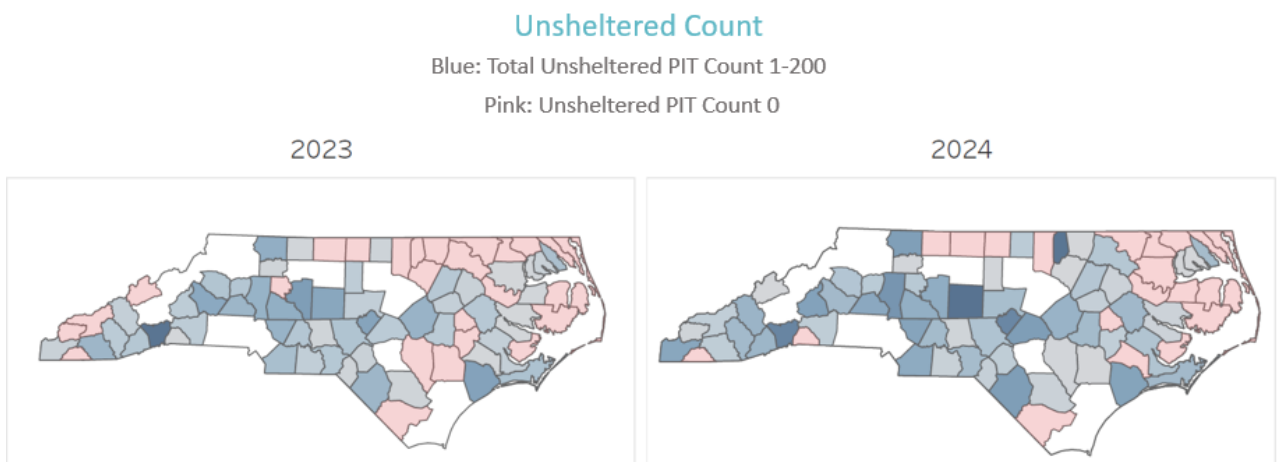
- Andrea showed a heat map with the census of all people experiencing homelessness, comparing 2023 to 2024 with pink counties indicating zero people counted.

PIT Across NC BoS CoC



- Andrea provided a further breakdown with a heat map showing the census of people experiencing unsheltered homelessness, comparing 2023 to 2024 with pink counties indicating zero people counted.

Unsheltered PIT Across NC BoS CoC



- Andrea provided the raw number of people experiencing unsheltered homelessness, comparing 2023 to 2024 by region.

Unsheltered PIT Across NC BoS CoC

	2023	2024	Change Total	Change %
R01	71	178	107	151%
R02	177	175	-2	-1%
R03	165	215	50	30%
R04	113	191	78	69%
R05	238	286	48	20%
R06	24	48	24	100%
R07	263	472	209	79%
R08	50	95	45	90%
R09	23	189	166	722%
R10	21	58	37	176%
R11	37	38	1	3%
R12	21	46	25	119%
R13	111	136	25	23%
Grand Total	1314	2127	813	62%

- Andrea provided a table that shows the number of people experiencing chronic homelessness broken down by location and household type.

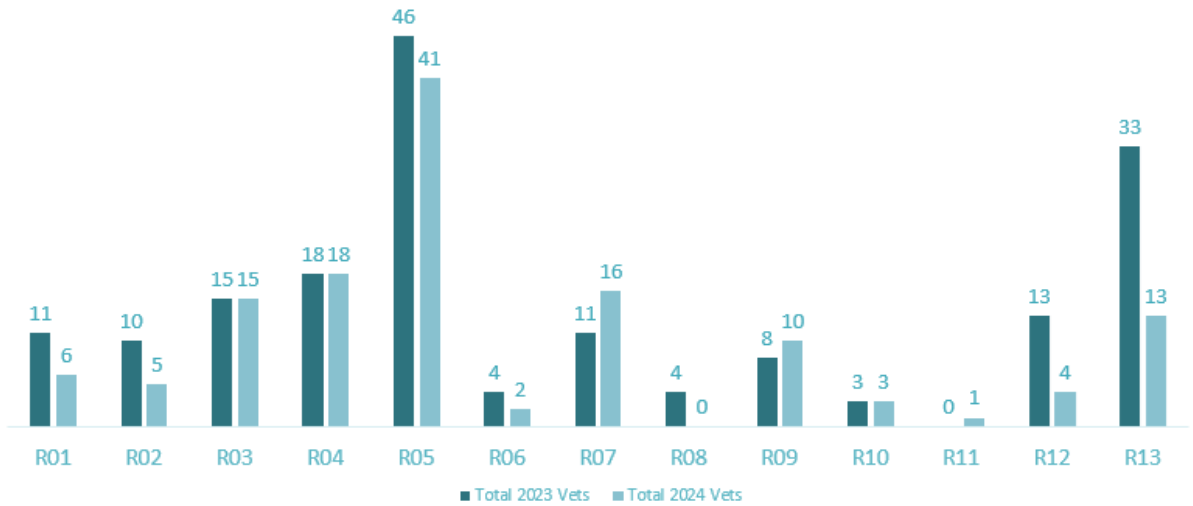
2024 Point-in-Time Count Chronicity

	Total Chronic Clients	Families with Children	Adults Only	Children Only
Emergency Shelter	224	50	174	0
Transitional Housing	0	0	0	0
Unsheltered	348	64	284	0
Total	572	114	458	0

- Andrea showed additional subpopulation counts by region in the NC BoS CoC.

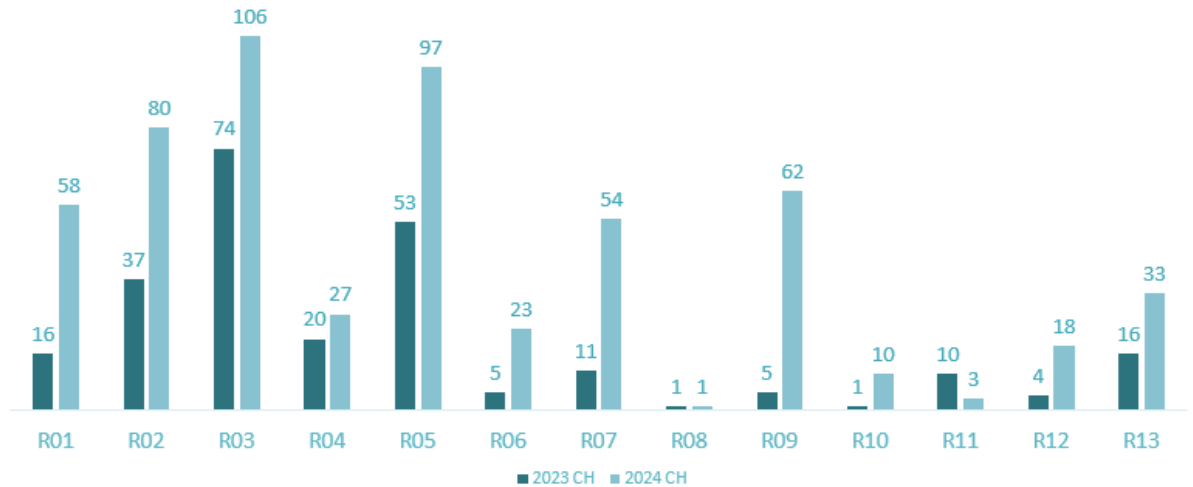
PIT Across NC Balance of State CoC: Sub-populations

Total Veterans Counted down to 134 from 176



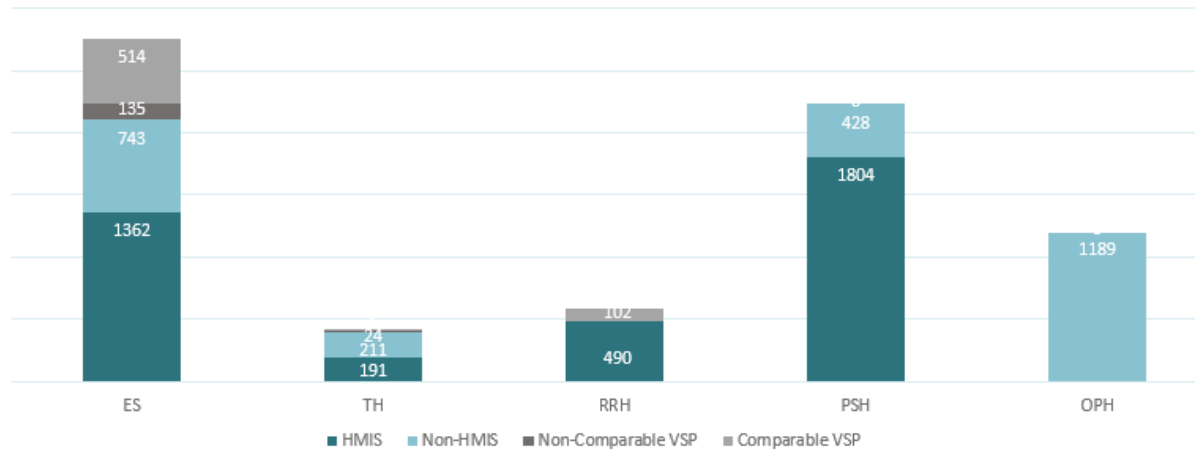
PIT Across NC Balance of State CoC: Sub-populations

Total Chronically Homeless Counted up to 572, from 253

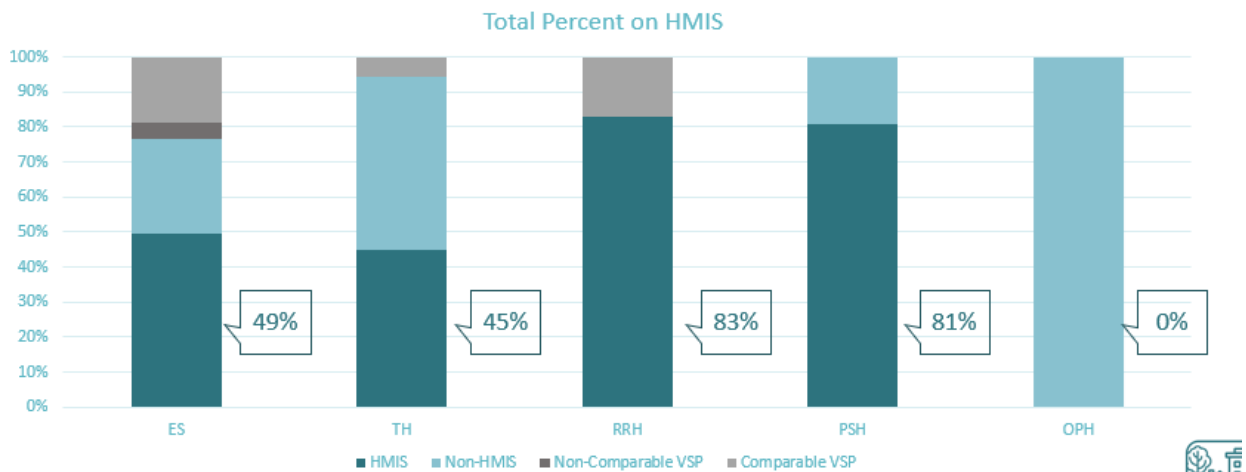


- Andrea presented 2024 Housing Inventory Count data, indicating the current HMIS bed coverage rates by project type.

HMIS Bed Coverage

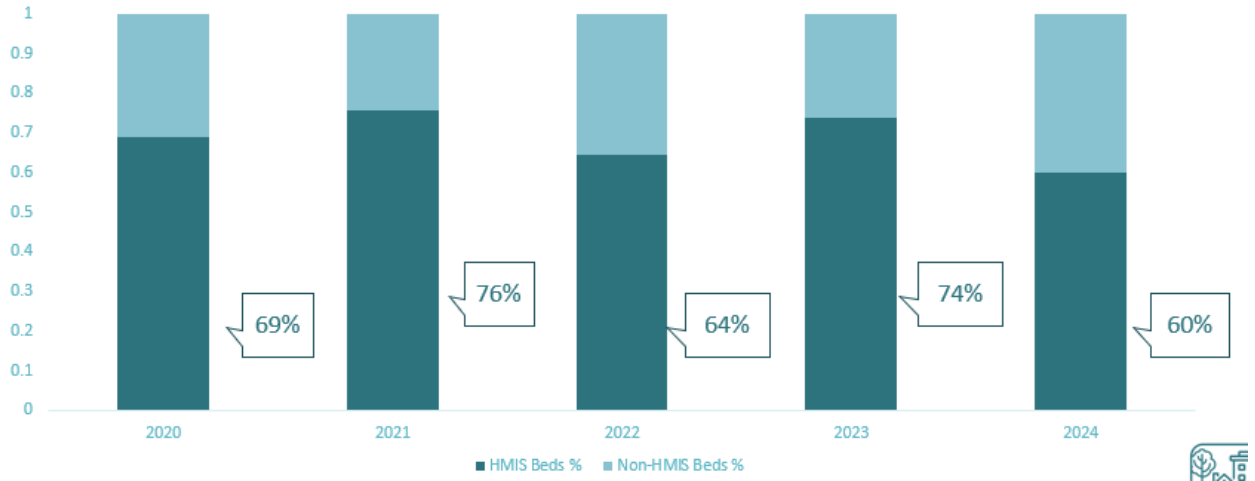


HMIS Bed Coverage



- Andrea provided further HMIS bed coverage rates, showing rates without including VSP shelter beds.

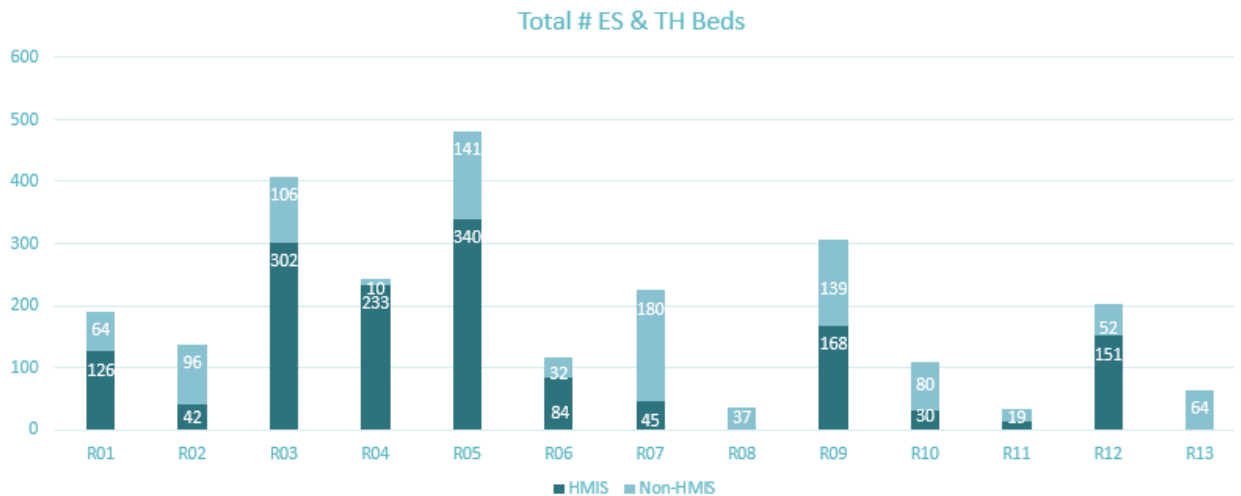
HMIS Bed Coverage – changes without VSP



- Andrea showed 2024 HIC HMIS participation by region.

Jenny

2024 HIC HMIS Participation by Region



Jenny provided an update on the HMIS recruitment process. She provided a reminder of the FPS's original goals and resources:

- Goal 1: The NC BoS CoC will increase HMIS emergency shelter bed coverage to 75% by December 31, 2024.
- Goal 2: The NC BoS CoC will increase HMIS transitional housing bed coverage to 50% by December 31, 2024.
- The FPS developed resources to support local efforts to increase HMIS bed coverage:

- Recorded kickoff webinar with slides
- Regional Housing Inventory Count (2024 count has just been released to replace the original 2023 version), identifying non-HMIS participating ES and TH projects.
- HMIS participation plan
- Sample scripts to help guide conversations
- Simple guide that identifies responsibilities, steps to join HMIS, and answers to common questions.
- Jenny outlined roles and responsibilities to increase HMIS participation.
 - Regional Lead Alternates
 - Facilitate local regional recruitment teams to develop plans to engage and recruit non-HMIS participating programs to use HMIS; submit monthly updates to NCCEH about engagements and status.
 - NCCEH staff
 - Provide support to Regional Lead Alternates; support meetings with non-HMIS agencies to encourage HMIS participation; review monthly updates and provide the FPS with quarterly updates.
 - FPS
 - Set goals; review regional updates each quarter.
- Jenny provided a status update after the first round of monthly reports due on May 15th.
 - Regions 1, 11, & 13 submitted initial monthly reports.
 - 4 agencies engaged.
 - 2 agencies interested in additional information.
 - 1 agency ready to join HMIS@NCCEH.
 - No reports submitted by regions 2, 3, 4, 5, 6, 7, 8, 9, 10, and 12.
- Jenny facilitated a discussion on potential engagement ideas.

The FPS will take a summer break due to the ESG and CoC Program competitions.

- The next meeting will be Thursday, September 19th at 2 PM where will provide the next update on HMIS recruitment and talk about goals and process updates to launch in 2025.