


NC BoS Regional Committee Coordinated Assessment Outcome Report


Regional Committee: Region 9 Tar Heel Regional Committee
Report Due: 10/15/2016
Report Submitted: 7/28/2017
Time Period Covered: April - June
Implementation Date: 7/18/2017


Prevention and Diversion Screen

The Prevention and Diversion screen is administered when households present in a housing crisis to see if there are any other safe housing options available to them besides a shelter bed. This screen allows communities to prioritize shelter beds for those with no other options.

	
Presenting for shelter:	123
Missing P/D Screen:	0
Prevention/Diversion Screen:	123
Missing P/D Screen results:	24
Went to another destination	7
Where?	Referred to rapid rehousing


DV	
Referred to DV services:	5


	
Referred to shelter or emergency services:	84
Total who left shelter before VI-SPDAT:	53

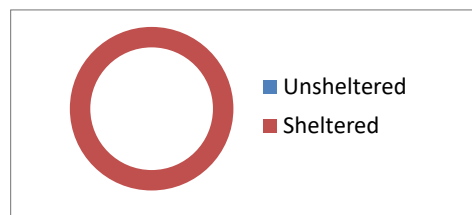
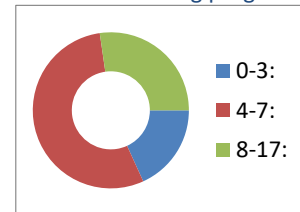
	
Total number of households diverted from homeless system:	10
Needed mediation:	2
Needed financial assistance:	6
Total amount provided for diversion:	\$715.00
Total amount requested for diversion:	Unknown
Gap in diversion funding:	#VALUE!


VI-SPDAT

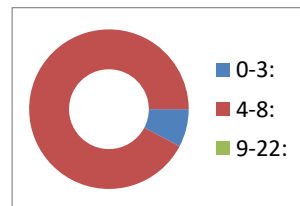
The VI-SPDAT screen identifies housing barriers for households and assists in identifying and prioritizing households for housing programs.

	
Total VI-SPDAT	39
Unsheltered	0
Sheltered	39
Missing VI-SPDAT scores:	4
People in shelter w/o VISPDAT	-3

		
Individual VI-SPDAT Scores		
0-3:	4	18%
4-7:	12	55%
8-17:	6	27%
Total:	22	



		
Family VI-SPDAT Scores		
0-3:	1	8%
4-8:	12	92%
9-22:	0	0%
Total:	13	



Has the community adjusted the standard score ranges?	No
---	----

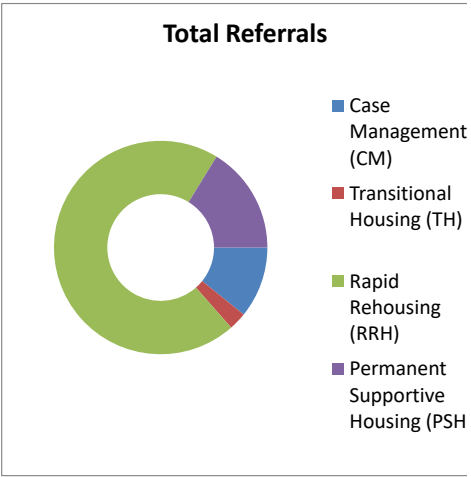
NC BoS Regional Committee Coordinated Assessment Outcome Report

Explanation of adjusted score ranges	N/A
--------------------------------------	-----

Referrals

As interventions are identified, communities track the referral process for households to see how many were referred, admitted and how this impacts length of time homeless. Communities should look to this data to see if their community has gaps that are impacting the referral process.

Program Type	Total Referrals	Admissions this quarter	Added to wait list this quarter	Missing
Case Management (CM)	4			
Transitional Housing (TH)	1	27	9	-35
Rapid Rehousing (RRH)	26	12	3	11
Permanent Supportive Housing (PSH)	6	0	6	0
Total Housing Program Referrals (not including CM):	33	39	18	-24



Possible Gaps In System:	
# Scored for RRH but not referred	-2
# Scored for PSH but not referred	0

Wait lists	
Total on TH wait list	25
# removed from TH wait list	23
Total on RRH wait list	3
# removed from RRH wait list	0
Total on PSH wait list	6
# removed from PSH wait list	0

Other Destinations	
Health care institution	0
Prison/Jail	0
Other destinations	6
Which other destinations?	Rental apartments no subsidy

System Feedback

Individual Grievances	
# of Grievances:	N/A
# of Grievances Resolved:	N/A
Average Days to Respond:	N/A

Agency Grievances	
# of Grievances:	N/A
# of Grievances Resolved:	N/A
Average Days to Respond:	N/A

Community Assessment of System

NC BoS Regional Committee Coordinated Assessment Outcome Report

Gaps identified:	Not enough diversion resources available and shortest of family shelters. Surrounding counties call Nash/Edgecombe Counties every week for shelters for families, particularly Wilson, Halifax & Pitt Counties. Nash/Edgecombe only have one family transitional housing shelter which only house 12 families.
Addressing gaps:	Seeking resources to assist with diversion, collaborating with local housing authorities and owners of single occupancy dwellings.
Side doors identified:	None
Addressing sidedoors:	N/A
What is going well?	Data being collected by agencies has improved.
What are challenges?	The challenge is individuals and families who qualified for Rapid Rehousing, but are not being accepted.

Plan Changes and CAC Feedback

Amendments requested for coordinated assessment plan:	No
---	----

NC BoS Regional Committee Coordinated Assessment Outcome Report

Feedback for the CAC:

none

CAC Feedback for the Regional Committee:

The CAC is wondering why so few referrals were made to DV services - is it because of lack of participation from DV agencies, or possibly do screeners need more training? Great to hear your region is looking for more diversion resources and collaborating with PHAs. It also seems like a very large number of people left shelter before receiving a VI-SPDAT. Are shelters doing a good job of helping people self-resolve? Or are some shelters kicking people out quickly? Or some of both?

NC BoS Regional Committee Coordinated Assessment Outcome Report

NC BoS Regional Committee Coordinated Assessment Outcome Report

1)